


SYMBOL	STAŁE	UŻYTKOWE
	char. (wsp.)	char. (wsp.)
D3	3,1 (1,30)	1,00 (1,50)
D4	2,7 (1,30)	5,00 (1,50)

OZNAČENIA

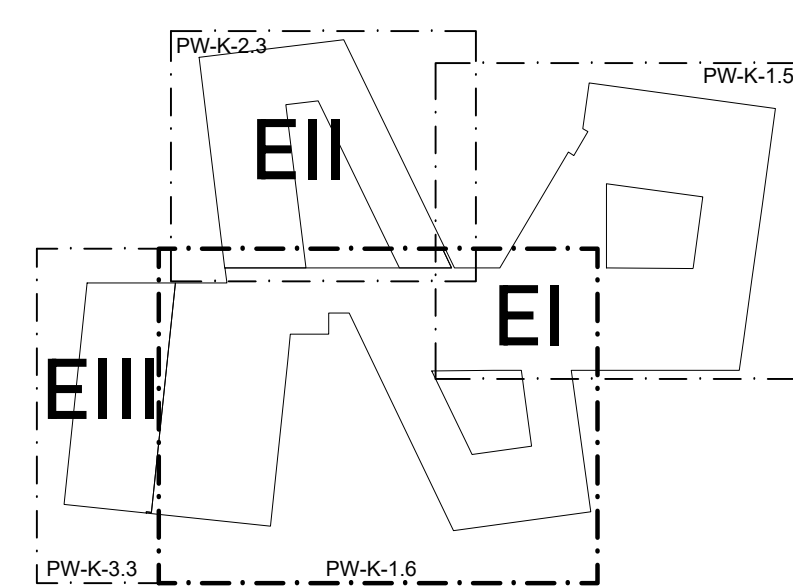
pd - poziom dolny elementu
pg - poziom górny elementu



poziom dolny (pd) dla podciogu równa się
poziomemu górnemu
stropu minus wysokość podciogu.

UWAGI:

- [illegible]



SCHEMAT ETAPOWANIA

MATERIAŁY KONSTRUKCYJNE

BETON C25/30 (B30), C20/25 (B25)

C30/37 (B37), C35/45 (B35), C40/50 (B40), C50/60 (B50), C60/70 (B60), C70/85 (B70), C80/95 (B80), C90/105 (B90), C100/115 (B100), C110/130 (B110), C120/140 (B120), C130/150 (B130), C140/160 (B140), C150/175 (B150), C160/190 (B160), C170/200 (B170), C180/210 (B180), C190/220 (B190), C200/230 (B200), C210/240 (B210), C220/250 (B220), C230/260 (B230), C240/270 (B240), C250/280 (B250), C260/290 (B260), C270/300 (B270), C280/310 (B280), C290/320 (B290), C300/330 (B300), C310/340 (B310), C320/350 (B320), C330/360 (B330), C340/370 (B340), C350/380 (B350), C360/390 (B360), C370/400 (B370), C380/410 (B380), C390/420 (B390), C400/430 (B400), C410/440 (B410), C420/450 (B420), C430/460 (B430), C440/470 (B440), C450/480 (B450), C460/490 (B460), C470/500 (B470), C480/510 (B480), C490/520 (B490), C500/530 (B500), C510/540 (B510), C520/550 (B520), C530/560 (B530), C540/570 (B540), C550/580 (B550), C560/590 (B560), C570/600 (B570), C580/610 (B580), C590/620 (B590), C600/630 (B600), C610/640 (B610), C620/650 (B620), C630/660 (B630), C640/670 (B640), C650/680 (B650), C660/690 (B660), C670/700 (B670), C680/710 (B680), C690/720 (B690), C700/730 (B700), C710/740 (B710), C720/750 (B720), C730/760 (B730), C740/770 (B740), C750/780 (B750), C760/790 (B760), C770/800 (B770), C780/810 (B780), C790/820 (B790), C800/830 (B800), C810/840 (B810), C820/850 (B820), C830/860 (B830), C840/870 (B840), C850/880 (B850), C860/890 (B860), C870/900 (B870), C880/910 (B880), C890/920 (B890), C900/930 (B900), C910/940 (B910), C920/950 (B920), C930/960 (B930), C940/970 (B940), C950/980 (B950), C960/990 (B960), C970/1000 (B970), C980/1010 (B980), C990/1020 (B990), C1000/1030 (B1000), C1010/1040 (B1010), C1020/1050 (B1020), C1030/1060 (B1030), C1040/1070 (B1040), C1050/1080 (B1050), C1060/1090 (B1060), C1070/1100 (B1070), C1080/1110 (B1080), C1090/1120 (B1090), C1100/1130 (B1100), C1110/1140 (B1110), C1120/1150 (B1120), C1130/1160 (B1130), C1140/1170 (B1140), C1150/1180 (B1150), C1160/1190 (B1160), C1170/1200 (B1170), C1180/1210 (B1180), C1190/1220 (B1190), C1200/1230 (B1200), C1210/1240 (B1210), C1220/1250 (B1220), C1230/1260 (B1230), C1240/1270 (B1240), C1250/1280 (B1250), C1260/1290 (B1260), C1270/1300 (B1270), C1280/1310 (B1280), C1290/1320 (B1290), C1300/1330 (B1300), C1310/1340 (B1310), C1320/1350 (B1320), C1330/1360 (B1330), C1340/1370 (B1340), C1350/1380 (B1350), C1360/1390 (B1360), C1370/1400 (B1370), C1380/1410 (B1380), C1390/1420 (B1390), C1400/1430 (B1400), C1410/1440 (B1410), C1420/1450 (B1420), C1430/1460 (B1430), C1440/1470 (B1440), C1450/1480 (B1450), C1460/1490 (B1460), C1470/1500 (B1470), C1480/1510 (B1480), C1490/1520 (B1490), C1500/1530 (B1500), C1510/1540 (B1510), C1520/1550 (B1520), C1530/1560 (B1530), C1540/1570 (B1540), C1550/1580 (B1550), C1560/1590 (B1560), C1570/1600 (B1570), C1580/1610 (B1580), C1590/1620 (B1590), C1600/1630 (B1600), C1610/1640 (B1610), C1620/1650 (B1620), C1630/1660 (B1630), C1640/1670 (B1640), C1650/1680 (B1650), C1660/1690 (B1660), C1670/1700 (B1670), C1680/1710 (B1680), C1690/1720 (B1690), C1700/1730 (B1700), C1710/1740 (B1710), C1720/1750 (B1720), C1730/1760 (B1730), C1740/1770 (B1740), C1750/1780 (B1750), C1760/1790 (B1760), C1770/1800 (B1770), C1780/1810 (B1780), C1790/1820 (B1790), C1800/1830 (B1800), C1810/1840 (B1810), C1820/1850 (B1820), C1830/1860 (B1830), C1840/1870 (B1840), C1850/1880 (B1850), C1860/1890 (B1860), C1870/1900 (B1870), C1880/1910 (B1880), C1890/1920 (B1890), C1900/1930 (B1900), C1910/1940 (B1910), C1920/1950 (B1920), C1930/1960 (B1930), C1940/1970 (B1940), C1950/1980 (B1950), C1960/1990 (B1960), C1970/2000 (B1970), C1980/2010 (B1980), C1990/2020 (B1990), C2000/2030 (B2000), C2010/2040 (B2010), C2020/2050 (B2020), C2030/2060 (B2030), C2040/2070 (B2040), C2050/2080 (B2050), C2060/2090 (B2060), C2070/2100 (B2070), C2080/2110 (B2080), C2090/2120 (B2090), C2100/2130 (B2100), C2110/2140 (B2110), C2120/2150 (B2120), C2130/2160 (B2130), C2140/2170 (B2140), C2150/2180 (B2150), C2160/2190 (B2160), C2170/2200 (B2170), C2180/2210 (B2180), C2190/2220 (B2190), C2200/2230 (B2200), C2210/2240 (B2210), C2220/2250 (B2220), C2230/2260 (B2230), C2240/2270 (B2240), C2250/2280 (B2250), C2260/2290 (B2260), C2270/2300 (B2270), C2280/2310 (B2280), C2290/2320 (B2290), C2300/2330 (B2300), C2310/2340 (B2310), C2320/2350 (B2320), C2330/2360 (B2330), C2340/2370 (B2340), C2350/2380 (B2350), C2360/2390 (B2360), C2370/2400 (B2370), C2380/2410 (B2380), C2390/2420 (B2390), C2400/2430 (B2400), C2410/2440 (B2410), C2420/2450 (B2420), C2430/2460 (B2430), C2440/2470 (B2440), C2450/2480 (B2450), C2460/2490 (B2460), C2470/2500 (B2470), C2480/2510 (B2480), C2490/2520 (B2490), C2500/2530 (B2500), C2510/2540 (B2510), C2520/2550 (B2520), C2530/2560 (B2530), C2540/2570 (B2540), C2550/2580 (B2550), C2560/2590 (B2560), C2570/2600 (B2570), C2580/2610 (B2580), C2590/2620 (B2590), C2600/2630 (B2600), C2610/

STAI - A-IIIN (B500SP)

OTULINA: 30/50mm

DOPUSZCZALNE ZA

ŚCIANY KONSTRUCYJNE MUROWANE:

BŁOCZKI SILIKATOWE gr.24/18cm kl. 15MPa
NA ZAPRAWIE 10MPa

POZIOM PORÓWNAWCZY: $\pm 0,00 = 123,20\text{m n.p.m.}$

PROJEKOWAŁ:
KCI SP. Z O.O.

1/413, 50-155 Wrocław **BOZZ**
 NIZOWA:

KCJE UPB Piotr Ciesielski
54-152 Wrocław

ICA


55-003 Czernica	
-----------------	--

WIELKIE 03 Nadolice Wielkie	STADIUM: PROJEKT WYKONANCTW
--------------------------------	-----------------------------------

026, 309/1027; AM-01; Nadolice Wielkie	WYKONAWCZY
1. NO. 007003760110110213	DATA OPRACOWANIA:

ERU-PRZEDSZKOLNY WRAZ
INFRASTRUKTURĄ TECHNICZNĄ

OBJEKTANT:	NR UPRAWNIEN:	PODPIS:
Ciesielski	1/DOŚ/15	

BRANDZAJĄCY:	3/DOŚ/15	
--------------	----------	---

System:		
---------	--	--

ka Tymczyszyn		
SYSTEM:		

slaw Kuras		
------------	--	--

TEMAT RYSUNKU:	NR RYSUNKU:
RZUT PIĘTRO - BLOK SZKOLNY 1-3	PW-K-1.6

	I BLOK SPORTOWY	
--	-----------------	--